

READY FOR Kindergarten SUCCESS

SCHOOL YEAR CALENDAR



PreK→K Florida Transition to Kindergarten





HOW TO USE THIS RESOURCE

The transition to kindergarten is an exciting and important time in a young child's life.

This calendar is full of fun, easy activities that will help your child prepare for kindergarten. Each month has learning tips, activities and games based on Florida's Early Learning Standards. You can complete activities on the suggested days or as they suit your family's schedule.

Have fun, get creative, and use this calendar to make the transition to kindergarten an enjoyable journey for both you and your child.

**For more kindergarten readiness resources, visit
floridaearlylearning.com/vpk/families/transition-to-kindergarten**

.....

**Different activities in the calendar target each domain
of Florida's Early Learning and Developmental Standards**

.....



PHYSICAL DEVELOPMENT

General health and development of physical skills involving large and small muscles



APPROACHES TO LEARNING

Attitudes, behaviors and learning styles



SOCIAL & EMOTIONAL DEVELOPMENT

The ability to establish and maintain positive relationships with others



LANGUAGE & LITERACY

The ability to understand words, learn to talk and learn about books and reading



MATHEMATICAL THINKING

The ability to think about relationships between objects, numbers, shapes, sizes, weights and other concepts



SCIENTIFIC INQUIRY

The ability to explore the environment using the five senses, connecting what is observed to science concepts and asking questions



SOCIAL STUDIES

The ability to learn about people and the community



**CREATIVE EXPRESSION
THROUGH THE ARTS**

The ability to engage in dance, song, music, dramatic play and art to express ideas and feelings



19

Help your child make
hot chocolate for family
or friends.

December 2022

Learning to Write | Does your child know their ABCs?



SUNDAY	MONDAY	TUESDAY	WEDNESDAY	THURSDAY	FRIDAY	SATURDAY
				 1 ESTABLISH A READING ROUTINE Read to your child every night from recommended book titles in the Preschool Booklist.	 2 ACTIVITY TIME Have your child draw a self-portrait and write his or her first name on the next page, referencing the ABCs.	3
 4 Have your child use water and a paint brush to write their name or different letters on a sidewalk or driveway.	5	 6 Read a favorite holiday book with your child.	7	 8 Help your child practice writing his or her last name using shaving cream on a tray.	9	 10 Have your child practice writing their first and last name. Ask "Which has more letters?"
11	 12 LIBRARY VISIT DAY! Find a book about winter.	13	 14 Talk with your child about your family's holiday traditions.	15	 16 Give your child a ball to bounce. Count to see how many times the ball can bounce in 1 minute.	17
 18 Help your child practice writing all the letters of the alphabet.	 19 Help your child make hot chocolate for family or friends.	20	 21 FIRST DAY OF WINTER Take your child for a walk outside. Look for signs of winter in plants, trees and wildlife.	22	23	 24 CHRISTMAS EVE Sing holiday songs together.
 25 CHRISTMAS DAY Go for a walk or drive and count the number of houses that have holiday decorations.	 26 Talk to your child about being grateful for family and friends. Ask "How can we show we're grateful?"	27	 28 Use glue, leftover ribbon and wrapping paper to make a collage.	29	 30 Let your child practice writing his or her first name outside using sidewalk chalk or a stick to write in the sand.	31 NEW YEAR'S EVE



Activity Time!

LEARNING TO WRITE

Write your name here

HELLO
MY NAME IS

Draw a picture of yourself here























ABCDEFGHIJKLMNOPQRSTUVWXYZ

January 2023

Counting and Numbers | Numbers here, numbers there



SUNDAY	MONDAY	TUESDAY	WEDNESDAY	THURSDAY	FRIDAY	SATURDAY
 1 NEW YEAR'S DAY Read "Chicken Soup with Rice" by Maurice Sendak and talk about the months of the year.	 2 Ask your child to help you make dessert. Have your child measure and stir the ingredients.	3	 4 NATIONAL SPAGHETTI DAY Make spaghetti for dinner. Have your child set the table.	 5 Talk about chores. Assign some chores your child can help with at home.	6 CUDDLE UP DAY	7 BUBBLE BATH DAY
 8 Play a new card game, such as UNO. Count the number of the cards in the deck with your child.	 9 Prepare some snack items that are salty and several that are sweet. After tasting them, ask your child to sort them into groups, salty or sweet.	 10 Measure your child's height and make a chart to keep track. Measure height each month and add it to the chart.	11	 12 Give your child a bag with 20 items in it (rocks, beads, buttons). Show a number and have your child count out the correct number of items.	13	 14 Talk to your child about friends. Talk about befriending someone at school who is new or has few friends.
 15 NATIONAL HAT DAY Use a newspaper or a paper bag to help your child make a hat.	16 MARTIN LUTHER KING JR. DAY	 17 Teach your child your phone number. Have your child practice writing your phone number.	18 WINNIE THE POOH DAY	 19 ACTIVITY TIME Help your child with the Counting and Numbers activity sheet on the next page.	20 FLORIDA ARBOR DAY Go outside and count trees together.	 21 NATIONAL HUGGING DAY Ask your child to count toys during clean up. Give your child a hug when cleanup is finished.
 22 Sing a numbers song and practice writing numbers from 1 to 20.	 23 LIBRARY VISIT DAY Find a book about numbers. "Caps for Sale" by Esphyr Slobodkina is a good choice. Help your child write numbers.	 24 CELEBRATE LITERACY WEEK Read with your child every day this week	 25 Choose a book to read together from the Preschool Booklist.	 26 Follow a recipe and cook something together.	 27 Help your child create a nice place to practice reading and writing at home. Keep reading and writing supplies such as book and paper there.	 28 Read together and ask questions about the book.
29	30 CHILDREN'S WEEK FLORIDA	31				

Activity Time!

COUNTING AND NUMBERS

LET'S COUNT

1, 2

ONE, TWO,
buckle my shoe

3, 4

THREE FOUR,
shut the door

5, 6

FIVE, SIX,
pick up sticks

7, 8

SEVEN, EIGHT
lay them straight

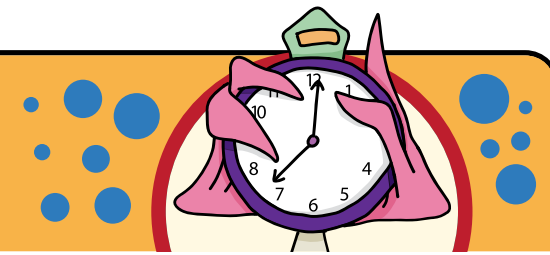
9, 10

NINE, TEN
a big fat hen

I am _____ years old.

February 2023

Understanding Time | Tick tock, tick tock




SUNDAY	MONDAY	TUESDAY	WEDNESDAY	THURSDAY	FRIDAY	SATURDAY
			 1 On a walk or drive, look for street signs. Talk to your child about the shapes and colors, and what they mean.	 2 GROUNDHOG DAY Go outside and stand in the sunshine together. Ask your child "Is your shadow bigger or smaller than you are?"	 3 Practice washing hands for 15 seconds (the same time it takes to sing "Happy Birthday" twice).	 4 Hand art! Get creative with your child by doing a handprint art piece. Trace or use finger paint.
5	 6 LIBRARY VISIT DAY Find a book about telling time. After reading, see how many times your child can write his or her name in 1 minute.	7	 8 Talk with your child about the different ways people travel, both long ago and current day.	9	 10 Race with your child: first, walking, then skipping, and last – running.	 11 MAKE A FRIEND DAY Ask about the names of your child's friends. What does your child like best about each friend?
 12 LINCOLN'S BIRTHDAY Show your child Abraham Lincoln's picture on a penny. Ask your child to sort the pennies from a variety of coins.	 13 Help your child make Valentine cards for friends and family.	 14 VALENTINE'S DAY Cook a Valentine's Day meal together and use a timer to see how long it takes to cook.	15	 16 Play the "quiet game" together. Try to be still and quiet for 1 full minute.	17	 18 Give your child a timer. Ask your child to brush his or her teeth for 2 minutes.
19	 20 ACTIVITY TIME Help your child with the Understanding Time activity sheet on the next page.	21	 22 Time your child to see all the things he or she can do in 1 minute.	23	 24 Sing "Hickory Dickory Dock" with your child.	 25 Have your child use the words "today," "yesterday" and "tomorrow" in separate sentences.
 26 Give your child a paper circle and ask him or her to write the numbers that are on a clock.	 27 With your child, write the time he or she got up today and the time to go to bed later.	 28 Sing "The Days of the Week" song with your child in Spanish and English.				

Activity Time!

UNDERSTANDING TIME

This activity requires cutting parts of the page. We recommend printing on a one-sided sheet of paper.



Read the book “The Grouchy Ladybug” by Eric Carle.

As you read, point out the clock on each page and notice when different events happen in the story.

You can use these questions for discussion:

Where is the clock on this page?
Who did the Grouchy Ladybug meet at this time?

Bonus Activity: Create a ladybug clock and use it to understand the sequence of events in the story.

Ladybug Clock


Craft Supplies:

- Ladybug cut-outs
- Paper Plate
- Glue
- Scissors
- Crayons or Markers
- Cardboard
- Pin fastener

Bonus Activity Instructions:

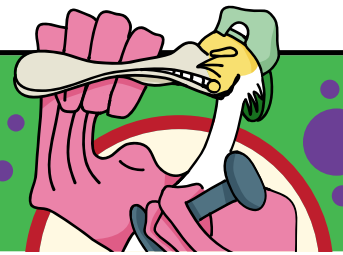
Cut out your ladybug head, eyes, and legs.

















Cut out the clock hands



March 2023

Motor Skills | Keep on movin'




SUNDAY	MONDAY	TUESDAY	WEDNESDAY	THURSDAY	FRIDAY	SATURDAY
			1	2  READ ACROSS AMERICA Read a book that has a character that looks or acts different from you	3	4  Talk with your child about things that make them happy, sad, scared or excited.
5	6  LIBRARY VISIT DAY Can you find a book that's all about how our bodies work? After reading, help your child draw and label his or her body.	7  HOPPING DAY Play hopscotch or jump rope with your child.	8	9  Sing "Head, Shoulders, Knees and Toes" with your child and touch the body parts as you sing.	10	11  Help your child practice putting on shoes and tying shoelaces.
12	13  Take your child outside to find things that are green. Sort them into 2 groups: living and non-living.	14	15  RUNNING DAY Take your child to a park and see how far you can run together in 5 minutes.	16	17 ST. PATRICK'S DAY	18  Help your child practice making straight lines by using a ruler. Count the number of lines your child makes.
19	20  FIRST DAY OF SPRING Ask your child to get dressed without your help.	21  Help your child trace their hand, color it in and use safety scissors to cut it out.	22	23  Have your child stand in one place and guess how many steps away you are. Ask your child to walk to you and count the steps along the way.	24	25  Ask your child to draw a picture of something that you can see outside in spring.
26	27  Help your child make a circle by tracing around the bottom of a plastic cup.	28	29  ACTIVITY TIME Help your child with the Motor Skills activity sheet on the next page.	30	31  Ask your child to walk backwards. How far can they go?	

Activity Time!

MOTOR SKILLS

This activity includes cutting out objects from the page. We recommend printing on a one-sided sheet of paper.



Read the book “From Head to Toe” by Eric Carle.

As you read, point at the body parts being mentioned. Ask your child to point at each of his or her body parts as they are mentioned in the story.

Bonus Activity:
Play the game “Simon Says” using the body parts.



Left Arm



Right Arm



Body



Left Foot








Right Foot

April 2023

Making New Friends | Celebrate new and old friendships




SUNDAY	MONDAY	TUESDAY	WEDNESDAY	THURSDAY	FRIDAY	SATURDAY
						 1 APRIL FOOL'S DAY Begin talking about kindergarten with your child.
 2 NATIONAL PEANUT BUTTER AND JELLY SANDWICH DAY Have your child make a peanut butter and jelly sandwich.	3	 4 Teach your child to play a simple board game. Invite a friend over to play the game.	5	 6 Work together to cut out paper shapes and glue them together to make a picture of your home.	7	 8 Put some favorite music on and dance together.
 9 Do a jigsaw puzzle with your child. Practice taking turns adding pieces.	10	 11 Play a rhyming word game. Think of a word and ask your child to say a word that rhymes with it, like "bat" and "cat."	12	 13 Play hide and seek with your child and some friends.	 14 NATIONAL DOLPHIN DAY Read a book about dolphins with your child.	 15 Ask your child to draw a picture of his or her best friend on a piece of paper.
 16 ACTIVITY TIME Help your child with the Making New Friends activity sheet on the next page.	17	 18 See if you can make instruments from objects in your home. Make some music with your child.	19	 20 LOOK ALIKE DAY Help your child and a friend dress alike today.	21	 22 EARTH DAY Help your child find household items that should be recycled, like plastic bottles, aluminum cans and paper.
 23 LIBRARY VISIT DAY Find a book about friends. Help your child write about a friend.	 24 Have your child draw or color with a friend or sibling.	25	 26 TELL A STORY DAY Ask your child to tell a story about something he or she did with a friend, using the words "first," "next," and "last."	27	 28 Have your child help a neighbor or friend with a chore.	29 Call your school district and check the dates for kindergarten registration. Schedule a school visit for you and your child.
30						

PreK→K Florida Transition to Kindergarten



Activity Time!

MAKING FRIENDS



Check out the book “Making Friends” by Fred Rogers.


Read out loud together with your child. After you finish the book, talk about some qualities that good friends have. Help your child write a list of qualities that make a good friend.



















Good friend's qualities



May 2023

Self Awareness | All the things I can do



SUNDAY	MONDAY	TUESDAY	WEDNESDAY	THURSDAY	FRIDAY	SATURDAY
	 1 Ask your child "Can you draw a picture of something you learned today, and something you want to learn later?"	 2 Invite a friend over to play. Before they arrive, talk with your child about ways to share toys and take turns.	3	 4 STAR WARS DAY Provide props and let your child act out part of the Star Wars story.	 5 CINCO DE MAYO Help your child make maracas by filling plastic eggs with rice. Play Mexican music and dance together.	6
 7 Ask your child to tell you words that rhyme with May.	 8 Help your child develop independence by practicing everyday skills (e.g., buttoning and unbuttoning, zippers, tying shoes).	9	 10 While outside, give your child a few balls of different sizes. Ask your child to throw the balls in the air and see which one goes highest.	11	 12 Talk to your child about taking care of books. Show your child each part of a book (front cover, pages, back cover).	 13 NATIONAL FROG JUMPING DAY Ask your child to jump like a frog and measure how far he or she goes.
14	15	 16 Go outside and blow bubbles together. Use different bubble wands and see which one makes the biggest bubbles.	17	 18 Gather some lids from different-sized jars or containers. Ask your child to put the lids in order from smallest to largest.	19	 20 Have your child use blocks and toys to make a neighborhood map. Use toy cars to "drive" around and ask your child to tell you about each place.
21	 22 Can you find a book about learning a new skill? After reading, help your child draw or write about something they can do.	23	 24 Help your child learn to skip. Practice skipping on the grass and on pavement.	 25 Use your hands and mouth to create sound patterns (clap, snap your fingers, click your tongue). Ask your child to repeat them.	26	 27 Have your child cut out pictures from magazines that show different emotions. Ask which pictures show emotions such as happy, sad, mad or scared.
28	 29 Try using Play-Doh with your child. Make different shapes by pinching, rolling, poking and squeezing the Play-Doh.	30	 31 Celebrate your child's accomplishments. Ask if there is a new activity your child wants to try.			



Activity Time!

I CAN DO THIS ON MY OWN



Read through the schedule together and circle the activities your child can do independently.

June 2023

Understanding Feelings | Talk About Feelings



SUNDAY	MONDAY	TUESDAY	WEDNESDAY	THURSDAY	FRIDAY	SATURDAY
				 1 ACTIVITY TIME Help your child with the Understanding Feelings activity sheet on the next page.	 2 Ask your child "What are some things that make you happy? What things make you sad?"	 3 NATIONAL DOUGHNUT DAY Buy a dozen doughnuts. Have your child count the doughnuts to find out how many make a dozen.
 4 NATIONAL TRAILS DAY Let's go outside! Take your child to a park, nature trail or playground. Don't forget water bottles and snacks.	5	 6 Go outside with your child and look up at the night sky. Ask your child what they see and how it is different from the daytime sky.	7	 8 BEST FRIEND DAY Ask about your child's best friend. Ask your child to tell you what makes them a good friend.	 9 Let's explore water! Outside, fill various containers with water. Let your child play using cups, food coloring, squirt bottles and sponges.	10
 11 Make a United States flag out of paper. Cut out red and white stripes and glue them on paper. Ask your child "How many stripes of each color are there?"	 12 LIBRARY VISIT DAY Look for a book about emotions or feelings. After reading, help your child draw or write how he or she is feeling right now.	13	 14 FLAG DAY Take a walk with your child and count how many flags you see.	 15 Play "I spy": say the first letter sound in a word and have your child guess the object. Example: "I spy something that starts with /d/." (Door)	16	 17 Ask your child to tell you about a time he or she was happy, sad, surprised, scared or disappointed.
 18 FATHER'S DAY With help from mom or an older sibling, let your child make breakfast for dad or granddad.	19	20	 21 FIRST DAY OF SUMMER Have your child draw a picture that makes him or her think of summer.	22	 23 NATIONAL PINK DAY Make pink lemonade together with your child.	24
 25 Invite one of your child's friends over to play. Give them items like Play-Doh they can use to play pretend grocery store or restaurant.	26	 27 SUNGLASSES DAY What if a pair of old glasses had magic powers? Ask your child to tell a story about using them, with 'first,' 'next' and 'last.'	28	 29 Play a game like "hide and seek" or "duck, duck, goose" outside with neighborhood friends and family.	30	

Activity Time!

FEELINGS AND EMOTIONS

Help your child identify all the emotions and feelings shown on the page. Each day this month, ask how your child is feeling.



confident



happy



anxious



ecstatic



hurt



shock



shy



depress



terrible



sleepy



surprised



delicious



disgust



furious



greedy



jealous



bore



angry



loving



sad



cheerful



triumphant




frighten




nice

















Bonus Activity: Ask your child if an event during the day made him or her feel an emotion. Can your child create a drawing of the event?



July 2023

Kindergarten Readiness Month | Ready for kindergarten?



SUNDAY	MONDAY	TUESDAY	WEDNESDAY	THURSDAY	FRIDAY	SATURDAY
						 1 Play a simple board game, such as Candy Land, with your child. Talk about the importance of taking turns.
 2 Play some marching band music for your child and march together like parade bands do.	3	 4 INDEPENDENCE DAY Take your child to watch a parade, fireworks, or both!	5	 6 Read your child a book and ask questions about the characters in the book.	7	 8 Have your child make a pattern using shapes. (Example: square, circle, triangle, square, circle, triangle.) Draw the shapes or use paper cutouts.
9	 10 Give your child a magnet. Ask your child to find things around the house the magnet will stick to or pick up.	11	 12 Take some teddy bears or stuffed animals outside and have a teddy bear picnic with your child.	13	 14 COUNTDOWN TO KINDERGARTEN Use a calendar or list the days until kindergarten on a strip of paper. Put an X on the day that kindergarten starts.	15
 16 Talk about the rules at home and ask your child what kinds of rules kindergarten will have.	 17 LIBRARY VISIT DAY Find a book about starting a new school year. After reading, help your child connect the book to his or her life.	18	 19 Ask what your child will do to make new friends in kindergarten.	 20 NATIONAL LOLLIPOP DAY Get your child to try a new flavored lollipop.	21	 22 ACTIVITY TIME Help your child with the Kindergarten Readiness activity sheet on the next page.
23	24 PARENTS' DAY	 25 Pretend to be a P.E. teacher. Have your child run, jump, stretch and touch toes. Then let your child take a turn being the teacher.	26	 27 Give your child some coins to sort. Talk about the different types of coins.	28	 29 Talk about various pet animals with your child and how each one is cared for. Ask your child which pet they would like to have.
30	31					

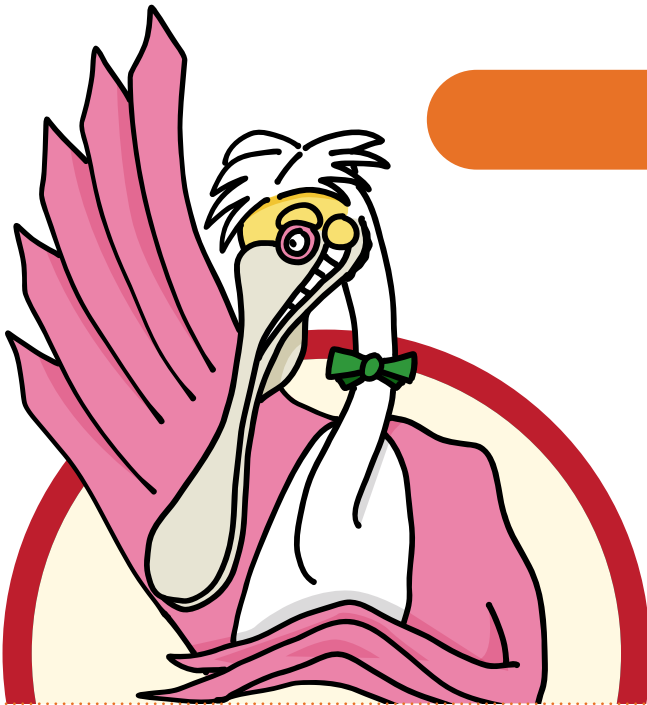
PreK→K Florida Transition to Kindergarten



Activity Time!

EXPLORE KINDERGARTEN

Download the Kindergarten Scavenger Hunt activity sheet. Visit your child's school and complete the scavenger hunt.



Explore Kindergarten: Team Scavenger Hunt

Welcome to kindergarten!
It's time for an adventure around
the school with your teacher.
Find the places on the list and
mark them off as you go.

Let's begin in the classroom:



The place where
I keep my things

Add hint here. Click
box to add image.



The place
where I sit



The place where we
line up to leave the
classroom

Add hint here. Click
box to add image.



The classroom
learning areas



My classroom's
restroom

Add hint here. Click
box to add image.

August 2023

New Kindergarten Routines | Hello kindergarten!



SUNDAY	MONDAY	TUESDAY	WEDNESDAY	THURSDAY	FRIDAY	SATURDAY
		 1 Begin a school morning routine with your child.	2	 3 "I CAN BRUSH MY TEETH" Help your child set up his or her toothbrush and have your child brush their teeth on their own.	4	 5 Begin a bedtime routine to help your child build good habits for school.
6	 7 "I CAN GET DRESSED" Have your child get dressed for school.	8	 9 Talk to your child about what to expect in kindergarten.	10	 11 Ask your child to tell you what he or she needs to do to be a good friend.	12
 13 Bake cookies with your child and, together, count the number of cookies you make and eat.	14	 15 LIBRARY VISIT DAY Find a book about starting school. After reading, help your child make a list of school activities by drawing or writing.	16	 17 Paint with ice; make colorful ice cubes with food coloring. Use the ice to paint on paper.	18	 19 Play "guess that taste." Put a variety of foods on a plate. Ask your child to taste and identify the food with closed eyes or a blindfold.
20	 21 Have your child explore objects in your house. Which ones are hard or soft? Heavy or light?	22	 23 Play school! Take turns with your child, pretending you are the student or the teacher.	24	 25 ACTIVITY TIME Help your child with the New Kindergarten Routines activity sheet on the next page.	26
 27 During bath time, let your child use plastic containers of different sizes to measure water. Talk about the idea of more or less.	28	 29 Take your child to the grocery store. Look at apples and talk about the different colors, shapes and sizes.	30	 31 Have your child retell a familiar story that you have read together and use props to act out the story.		

Activity Time!

NEW KINDERGARTEN ROUTINES

Sing the ABC song. Circle the letters of your name.

My name is _____.















My name begins with the letter _____.



September 2023

Setting Goals | Check in with your child's teacher and set goals



SUNDAY	MONDAY	TUESDAY	WEDNESDAY	THURSDAY	FRIDAY	SATURDAY
					1	2  Show your child pictures of people who have different facial expressions. Ask your child how each person is feeling and why they might feel that way.
3	4  LABOR DAY Give your child a simple chore to do each day to help the family, such as setting the table for dinner.	5	6  Play "what's my baby?" Ask your child to name different animals. Tell your child the baby animals' names. (Example: dog:puppy, cat:kitten.)	7	8  Give your child some animal crackers. Ask your child to match the animals and tell you the name of each animal.	9
10  Have your child draw a picture of his or her dad or grandfather. Ask your child "How are you alike or different?" from dad or grandfather.	11  LIBRARY VISIT DAY Check out a book about animal babies. After reading, help your child draw and write about his or her favorite animal baby.	12  GRANDPARENTS' DAY Let your child visit, call, video chat or make a card for his or her grandparents.	13	14  Ask your child to draw a picture of school. Help your make a list of the activities he or she does at school.	15	16 STEPFAMILY DAY & NATIONAL PLAY-DOH DAY
17  Count the number of times your child can hop on one foot.	18	19  TALK LIKE A PIRATE DAY Read "How to Be a Pirate" by Melinda Long (in a pirate voice) and discuss the events in the story with your child.	20	21  Sing the ABC song together and ask your child to point at each letter. Ask which letter is his or her favorite, and what sound the favorite letter makes.	22	23  FIRST DAY OF FALL Talk about the 4 seasons with your child. Discuss how fall looks and feels in Florida.
24	25  Talk to your child about the things they would like to learn this year.	26	27  Ask your child to count the number of shoes he or she has. Then ask your child to match the shoes in pairs and count how many pairs there are.	28	29 ACTIVITY TIME Complete the Setting Goals activity sheet on the next page.	30

Activity Time!

SETTING GOALS

Fill in the boxes with your child's information and share it with your child's teacher at the next parent-teacher conference.



Place your child's photo here

GETTING TO KNOW MY CHILD:

Date completed _____

Child's name _____

Child's birthday _____

Allergies (if any) _____

My child is afraid of _____

My child has an Individualized Education Plan (IEP)

YES ☐ NO ☐

PARENT OR GUARDIAN INFORMATION:

Name _____

Phone _____

Alternate phone _____

Email _____

Best time(s) to contact me _____

Preferred method of contact Email ☐ Text ☐ Call ☐

My child's strengths are:

My child needs help with:

My child learns best when:

My child's goals are:

My child's favorite things are:

Our family's needs are:

I would like to be involved in my child's education in these ways:

October 2023

Knowing Shapes | Shapes, shapes, shapes

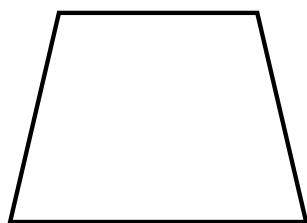


SUNDAY	MONDAY	TUESDAY	WEDNESDAY	THURSDAY	FRIDAY	SATURDAY
 1 HOMEMADE COOKIE DAY Bake different shaped cookies with your child. Ask your child to sort them.	 2 Say a word and have your child say the opposite word. For example, big and little or hot and cold.	3	 4 Ask your child to draw some circles and see what funny faces he or she can draw in them.	5	 6 MAD HATTER DAY Have a tea party with your child and make funny hats to wear.	7
 8 While riding in the car, ask your child to name the shapes of different street signs.	 9 COLUMBUS DAY	10	11	 12 Collect different leaves with your child and create art by doing leaf rubbings together.	13	 14 Have your child look around the house for things shaped like squares.
15	 16 LIBRARY VISIT DAY Find a book about shapes. After reading it out loud, help your child draw or write a list of shapes from the book.	 17 Play a game like tic-tac-toe with your child.	18	 19 Play hopscotch with your child.	20	 21 Nature scavenger hunt! Have your child go outside and look for things shaped like triangles.
22	 23 MAKE A DIFFERENCE DAY Do something nice for a neighbor or friend.	24	 25 Visit a pumpkin patch and compare different pumpkins shapes, sizes and weights.	26	 27 With your child, draw a fall-themed picture.	28
 29 ACTIVITY TIME Help your child with the Knowing Shapes activity sheet on the next page.	30	 31 HALLOWEEN Visit a supermarket. Ask your child to describe the pumpkins with all five senses (smell, taste, touch, hearing, sight).				


Activity Time!

KNOWING SHAPES

Use crayons, colored pencils or color markers to complete this activity.
Color each shape with the color shown next to the shape's name.



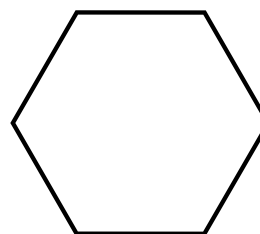
● trapezium




● circle



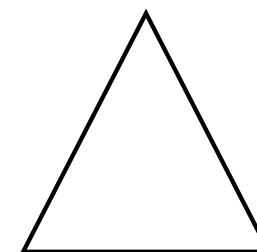
● square



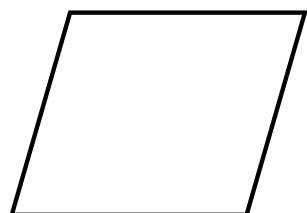
● hexagon




● heart




● triangle




● parallelogram



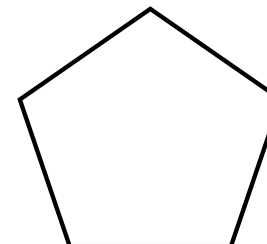
● star



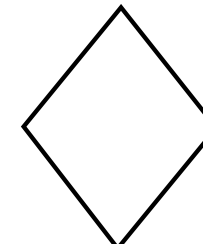
● rectangle



● oval



● pentagon



● diamond

November 2023

Learning Colors | Family Engagement Month



SUNDAY	MONDAY	TUESDAY	WEDNESDAY	THURSDAY	FRIDAY	SATURDAY
			1	2	3	 4 Take a walk around the neighborhood with your child and look for your favorite colors.
5	 6 Ask your child "How many colors are in your room?"	 7 ELECTION DAY Have your child ask each family member to vote for their favorite food.	 8 Help your child trace or write color words (blue, orange, red, purple) and match them to the right color.	9	 10 Trace your hand and your child's hand. Cut them out and compare sizes.	 11 VETERANS DAY Help your child make a thank you card for a veteran.
12	13	 14 When riding in the car, ask your child to look for street signs that are red or orange.	15	 16 LIBRARY VISIT DAY Find a book about colors. After reading, help your child draw or write about his or her favorite color.	 17 Ask your child's teacher or caregiver what skills your child is working on. Find ways to practice these skills at home with your child.	18
19	 20 NATIONAL ADOPTION DAY With your child, draw a picture of your family using as many colors as you can.	 21 While you are doing laundry, ask your child to sort and match clothes by color.	 22 Have your child draw a picture of something to be thankful for.	 23 THANKSGIVING DAY With your child, make a list of things your family is thankful for.	24	 25 Ask your child to name the colors of the fruit in the produce section at the grocery store.
26	 27 Help your child find the answer to the question "Why is the sky blue?"	28	 29 ACTIVITY TIME Help your child with the Learning Colors activity sheet on the next page.	30		



Activity Time!

LEARNING COLORS

Read the book titled: “The Crayon Box that Talked” by Shane DeRolf.

As you read the book to your child, ask your child to name the colors shown in the book’s illustrations. Talk to your child about how the colors in the story learned to work together. Give your child some paper and finger paint and let him or her explore how the colors blend and “work together” to create new colors.



FAMILY RESOURCES

ON THIS PAGE YOU WILL FIND TIPS, GUIDELINES AND TOOLS TO HELP YOU AND YOUR CHILD PREPARE FOR KINDERGARTEN.

Resources for families and children with disabilities transitioning to kindergarten:

- Technical Assistance Training System (TATS) 1-[English](#) and 2-[English](#)
- Florida Early Learning and Developmental Standards Progression to make adaptations for the activities included in the calendar BirthToK – [English](#)

IN THIS SECTION YOU WILL FIND RESOURCES AND SUGGESTED ACTIVITIES FOR TRANSITIONING TO KINDERGARTEN

Transition to Kindergarten resources and suggested activities:

- Division of Early Learning Transition to Kindergarten Website
- Division of Early Learning Preschool Booklist: [English](#)
- Division of Early Learning Transition to Kindergarten Booklist: [English](#)
- Transition to Kindergarten Toolkit User Guide: [English](#)







Select Language
English Español

Florida Early Learning Developmental Standards and Professional Competencies						
About	Standards	Concepts Across Standards	Families	Director Toolkit	Competencies	Resources

Families

Your child's learning and development starts at home. You are your child's first teacher. Your child's development of values, learning skills and social skills begins at birth. The Florida Early Learning and Developmental Standards will help you support your child's learning and development from birth to age five. These resources will help you understand more about your child's development and find activities and information to use at home with your child.

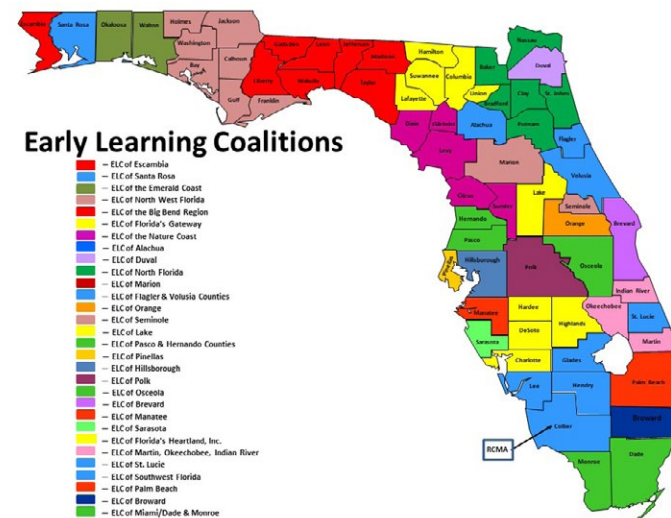
Select an Age Group:



FAMILY RESOURCES

ON THIS PAGE YOU WILL FIND TIPS, GUIDELINES AND TOOLS TO HELP YOU AND YOUR CHILD PREPARE FOR KINDERGARTEN.

- The [Florida Early Learning and Developmental Standards](#) will help you support and understand your child's development from birth to age five.
- Vroom Learning Tips are activities to do with your child that support growth and development. You can [download the Vroom app](#) to get daily activities sent to your phone.
- The [Answers on the Go](#) video series by the Division of Early Learning covers a wide range of parenting topics. Available in English and Spanish.
- Locate your area's [Early Learning Coalition](#) for local assistance applying for school readiness childcare services, enrolling in VPK or accessing a variety of learning resources.
- [Parent's Pages](#) are newsletters designed to share with families early learning tips and helpful strategies and events for family bonding. Sign up and access previous year's newsletters.




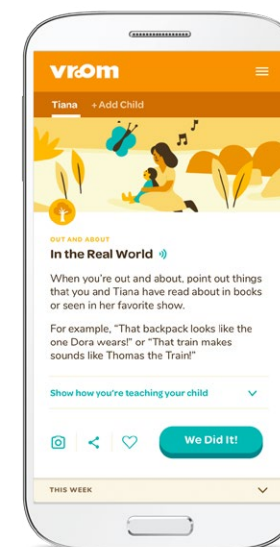
Sign Up for Parents' Pages Newsletter

Sign up to receive notifications when a new Parents' Pages Newsletter is available.

Name

Email

☐ I'm not a robot 



FAMILY RESOURCES



How to Have a Smooth Transition to Kindergarten

Your child may have just started preschool, but soon it will be time to get ready for kindergarten! Use this guide to prepare for the transition to kindergarten.

Prekindergarten Year

- Build good attendance habits.
- Have a backup transportation plan to be sure your child can get to school.
- Regularly ask your child about their school day.
- Read all materials the school sends home.
- Ask a teacher or school staff member how to get involved at your child's school!

January - February

Contact your district's Early Childhood department or your child's future elementary school for information on how to register your child for kindergarten and any upcoming kindergarten events.

March - May

Take the required documents to the school to complete the enrollment process:

- Birth certificate
- Social Security Card (if available)
- Florida Physical HRS form supplied by a doctor (must be within one year of school start date)
- Florida Immunization Record on HRS hard card supplied by a doctor
- Two forms of verification of address that prove where you live but are NOT your driver's license or state-issued ID card (for example, a utility bill, lease or a contract to purchase a home)

How to Have a Smooth Transition to Kindergarten

1

May - August

- Help your child develop independence by practicing self-help skills (e.g., buttons/unbuttons, buckles/unbuckles, zips, snaps, laces shoes, fastens tabs). See the tip sheet "What Your Child Needs to Know to be Ready for Kindergarten."
- Visit a local library with your child to read and check out books about starting kindergarten. See the Transition to Kindergarten Booklist for a list of suggested book titles.

Two weeks before school starts

- Talk with your child about what to expect during the school day and about making new friends.
- Start an evening "going-to-bed" routine and a morning "getting-ready" routine.
- If your child will bring a lunch or snack, practice opening and closing food containers and bags.

One week before school starts

- Plan to attend a back-to-school event to learn more about the school's kindergarten program and to meet your child's teacher.
- Speak with the school nurse and your child's teacher if your child has allergies, dietary restrictions or special needs.
- Practice walking from the school drop-off to the classroom with your child to develop confidence.
- Help your child lay out their clothes and backpack to get ready for their school routine.

First day of school!

- Allow plenty of time to get ready and travel to school.
- Make sure your child and their teacher know how the child will be getting home.
- Have fun and celebrate the first day of kindergarten together!



This content is provided by the Florida Department of Education.

How to Have a Smooth Transition to Kindergarten

2

ID CARD

**Cut out and complete these ID Cards before kindergarten starts.
There are two, just in case one gets lost.**

ID CARD



Place your child's
photo here

Name _____

Address _____

City _____

State _____ Zip _____

Phone _____ Age _____

Height _____ Weight _____ Eye Color _____

ID CARD



Place your child's
photo here

Name _____

Address _____

City _____

State _____ Zip _____

Phone _____ Age _____

Height _____ Weight _____ Eye Color _____

